



### District Report Card: 2017


<b>State:</b> Assam	<b>District:</b> Jorhat
<b>Class:</b> 8	<b>Subject:</b> Language
<b>Schools:</b> 51	<b>Students:</b> 1140


### Participation/Coverage


#### Students

<div>GENDER</div> <div></div>	Boys		Girls	
	Number	%	Number	%
	587	51.49	553	48.51

<div>AREA</div> <div></div>	Rural		Urban	
	Number	%	Number	%
	971	85.18	169	14.82

<div>CATEGORY</div> <div></div>	SC		ST		OBC		GEN	
	Number	%	Number	%	Number	%	Number	%
	155	13.60	171	15.00	613	53.77	201	17.63

<div>CWSN</div> <div></div>	LD	VI	HI	S&LD	ID	Oth
	4	1	2	2	1	2

<div>Management</div> <div></div>	Government		Government-aided	
	Number	%	Number	%
	757	66.40	383	33.60

### Average Performance of Students in Language (%)

Overall	Gender		Area		Management		Social Group			
	Male	Female	Rural	Urban	Govt.	Aided	SC	ST	OBC	GEN
55.13	54.26	56.05	52.75	68.80	57.16	51.11	56.52	53.14	53.79	59.83

### Performance on Learning Outcomes (LOs)

Learning Outcomes	Description	Average Performance(%)
L813	Read textual/non-textual materials with comprehension and identifies the details, characters, main idea and sequence of ideas and events while reading	55.13

Range of Performance of Students who Answered Correctly							
Below 30%		30% - 50%		50% - 75%		Above 75%	
Number	%	Number	%	Number	%	Number	%
168	14.74	293	25.70	474	41.58	205	17.98

### Lowest Performing Learning Outcomes (LOs)

1 - Read textual/non-textual materials with comprehension and identifies the details, characters, main idea and sequence of ideas and events while reading (55.13)